



## Getting a new Windows 10 Computer?

Try these helpful tips for a smooth transition.

### 1. Retain Your Firefox Bookmarks:

On your old computer, sign up for Firefox Sync. You start this process from the Firefox context menu on the right.

The image is a composite of three screenshots illustrating the Firefox Sync sign-up process. On the left, a Firefox context menu is open, with the 'Sign in to Sync' option highlighted in yellow. The middle screenshot shows the 'Welcome to Sync' page, which features a cloud icon with a circular arrow, a laptop and smartphone icon, and the text 'Sign in to sync your tabs, bookmarks, passwords & more.' Below this is a large blue 'Get started' button and a link for 'Using an older version of Sync?'. On the right, the 'Create a Firefox Account' sign-up form is shown, with fields for 'Email', 'Password', and 'How old are you?'. It also includes a 'Show' button for the password field, a checkbox for 'Get the latest news about Mozilla and Firefox.', and a 'Sign up' button. At the bottom of the form, there is a checkbox for 'Choose what to sync' and a link for 'Have an account? Sign in.'

**Please contact iSITE Service Desk for any issues you may have:**

Email : [isite@tamut.edu](mailto:isite@tamut.edu)

Submit a Support Request Ticket:

Phone: 903-334-6603

<https://isite.tamut.edu>

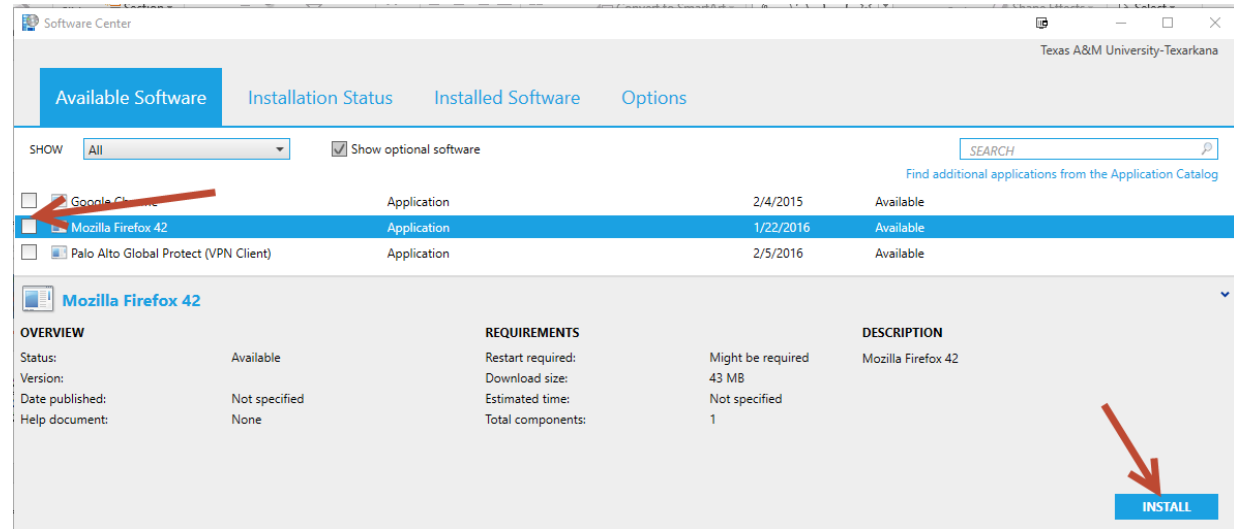
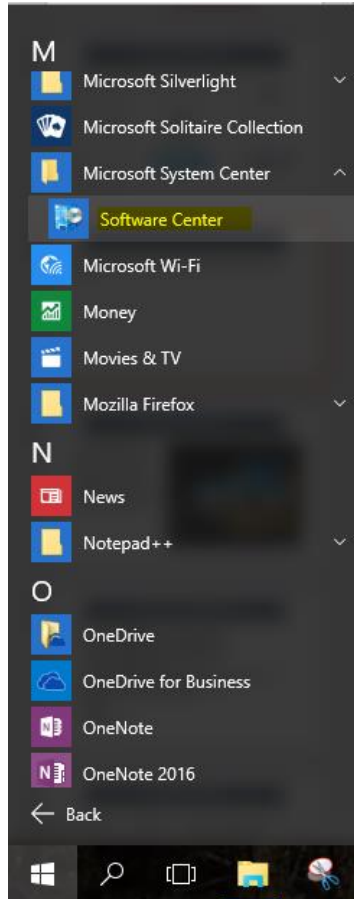




## Department of Learning Technology

*"Quality, Excellence, and Innovation in 21<sup>st</sup> Century Instruction"*

After you upgrade, you may need to download Mozilla Firefox to your new computer. You can do that from the Software Center found on your Apps menu:



Open Firefox and sign into Sync. Your bookmarks and other important data will automatically sync to the new computer.

**Please contact iSITE Service Desk for any issues you may have:**

Email : [isite@tamut.edu](mailto:isite@tamut.edu)

Submit a Support Request Ticket:

Phone: 903-334-6603

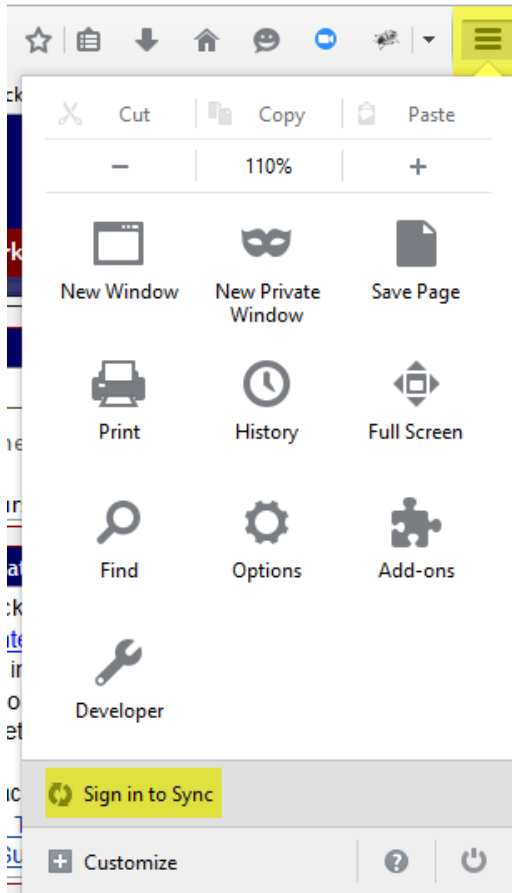
<https://isite.tamut.edu>





# Department of Learning Technology

"Quality, Excellence, and Innovation in 21<sup>st</sup> Century Instruction"



Create a Firefox Account  
to continue to Firefox Sync

Email

Password Show

How old are you?

By proceeding, you agree to the [Terms of Service](#) and [Privacy Notice](#) of Firefox cloud services.

Get the latest news about Mozilla and Firefox.

Sign up

Choose what to sync

Have an account? [Sign in.](#)

Sign in  
to continue to Firefox Sync

jallen@tamut.edu

Password Show

Sign in

[Forgot password?](#) [Use a different account](#)

## 2. Logging into your new computer:

Windows has a new lock screen which provides quick access to important information while securing your computer.

- Your computer will display a lock image.

**Please contact iSITE Service Desk for any issues you may have:**

Email : [isite@tamut.edu](mailto:isite@tamut.edu)

Submit a Support Request Ticket:

Phone: 903-334-6603

<https://isite.tamut.edu>





## Department of Learning Technology

*"Quality, Excellence, and Innovation in 21<sup>st</sup> Century Instruction"*

- Click anywhere with your mouse or tap the spacebar to access the log in screen.
- Use your active directory credentials to log in.



**Please contact iSITE Service Desk for any issues you may have:**

Email : [isite@tamut.edu](mailto:isite@tamut.edu)

Submit a Support Request Ticket:

Phone: 903-334-6603

<https://isite.tamut.edu>

